





How to read and write notes - Worksheet


1. Write down the G-Clef in the staff, followed by the note g4.



2. Write down the F-Clef in the staff, followed by the note f3.

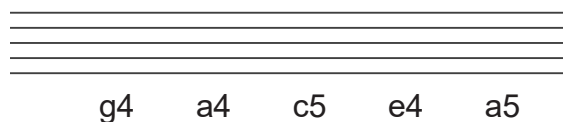


3. Write down all the notes between c3 and c4.



Make sure the stems are facing in the right direction

4. Write down a G-Clef and the notes.




For the last note you will need a ledger line

5. Name the notes.



6. Write down the notes:



Now you know how to write the notes of the beginning of the common song:

"Are you sleeping brother John?"

